



TIME & MONDAY



bendon[®]

Ashland, OH 44805
bendonpub.com
1-888-5-BENDON

©2017 Disney Enterprises, Inc.


On the Hour

A clock has two hands. The short hand is the **hour** hand. The long hand is the **minute** hand.

Look at the hands of the clock. Color the hour hand **pink**. Color the minute hand **blue**.


When the hour hand points to the 12, we say **o'clock**.

The **hour** hand is on the 4 and the **minute** hand is on the 12. It is 4 o'clock. We can also write the time as four o'clock or 4:00.




Look at the clock next to each picture. Circle the correct time.

1.



A. 3 o'clock B. 2 o'clock

2.




A. 12 o'clock B. 6 o'clock

3.



A. 8 o'clock B. 1 o'clock

4.




A. 9 o'clock B. 5 o'clock




On the Hour

Read the **hour** hand first, and then read the **minute** hand.
Write the time below each clock.




60 minutes make an **hour**.


Look at the clocks below. Read the **hour** hand first, then read the **minute** hand.
Write the correct time.



10 : 00
10 o'clock




3 : 00
3 o'clock



5 : 00
5 o'clock

Memorable Moments


The short hand is the **hour** hand. The long hand is the **minute** hand.



Color the hour hand red. Color the minute hand green. When the hour hand points to the 4 and the minute hand points to the 12, it is **4 o'clock**. We can also write it as **four o'clock** or **4:00**.

The clock next to each picture shows when each action begins. Circle the words that tell the time.

1.




- A. 8 o'clock B. 1 o'clock

2.



- A. 5 o'clock B. 9 o'clock

3.



- A. 2 o'clock B. 3 o'clock


4.




- A. 6 o'clock B. 12 o'clock

The Clock in a Croc-odile

The Crocodile swallowed a clock. Help tell what time it is. Color the box that shows the same time as the watch.



1.




3:00

2:00

A.

B.

2.




8:00

12:00

A.

B.

3.




4:00

9:00

A.

B.

4.




12:00

6:00

A.

B.

5.




3:00

8:00

A.

B.

6.



11:00

12:00


A.

B.



Half Past

When the minute hand points to the 6, it is halfway around the clock.
We say it is **half past the hour**.




30 minutes equals
half of an hour.

Half past 12 or 12:30

Look at the clocks below. Read the **hour** hand first, then read the **minute** hand.
Write the correct time.

1.




3:30

Half past

3


2.



:

Half past

3.




:

Half past




Half Past

Read the **hour** hand first, and then read the **minute** hand.
Write the time below each clock.




: 30

Half past _____




: 30

Half past _____




: 30

Half past _____




: 30

Half past _____



: 30


Half past _____



: 30


Half past _____





Quarter Past




A **quarter past** the hour is when the minute hand is on the 3. A quarter hour equals **15 minutes**.



15 minutes equals a quarter of an hour.

Quarter past 12 or 12:15

Look at the clocks below. Read the **hour** hand first, then read the **minute** hand. Write the correct time.



11 : 15


: :

: :

Quarter past 11

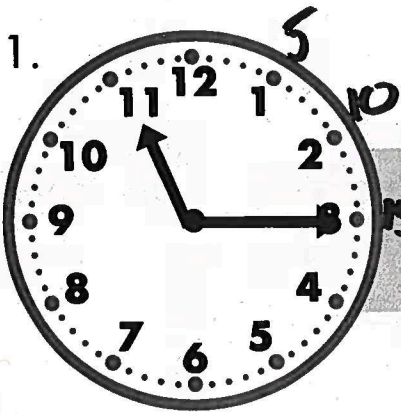
Quarter past _____

Quarter past _____



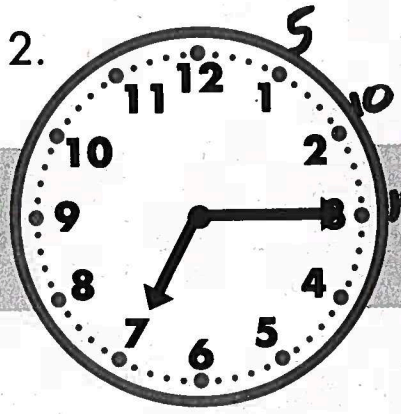
Quarter Past

Read the **hour** hand first, and then read the **minute** hand.
Write the time below each clock.




11 : 15

Quarter past 11




 : 15

Quarter past




 : 15

Quarter past




 : 15

Quarter past



 : 15

Quarter past



 : 15

Quarter past

Before and After Noon

a.m. means "before noon." Write **a.m.** after a time to show it is in the first half of the day.

p.m. means "after noon." Write **p.m.** after a time to show it is in the second half of the day.

1. Early each day, Aladdin wakes up by 5:30 _____.
2. Most evenings, Aladdin is asleep by 10:00 _____.



3. Every morning at 9:00 _____, Princess Jasmine brushes the fur of her tiger, Rajah.
4. The monkey Abu ate a banana for breakfast at 8:15 _____.
5. After dinner, Jasmine painted until 8:45 _____.
6. At 10:15 _____, under the moonlight, Jasmine looked out over the city before going to bed.

What's the Correct Order?

In each part, number the events in the order they happen.



1.

- A. _____ At 2:00 P.M., Princess Jasmine decided to slip out of the palace and see the outside world.
- B. _____ At 11:15 A.M., Rajah scared away a prince who wanted to marry Jasmine.
- C. _____ At 11:20 A.M., the Sultan asked his advisor Jafar to help him find a good husband for Princess Jasmine.

2.



- A. _____ Aladdin met Jasmine at 10:00 A.M.
- B. _____ At 10:00 P.M., Jafar pretended to be an old thief and talked with Aladdin.
- C. _____ Guards from the palace arrested Aladdin at 2:45 P.M.





Minutes

It takes **5 minutes** for the minute hand to move from one number to the next. Begin at the **12** and count by **5**'s. Write the **minutes** on each line.



Practice Makes Perfect

The bugs in P.T. Flea's circus practice their acts at different times. Read the time for each act. Circle the clock that shows that time.


1.

9:45 A.M.




2.

10:20 A.M.




3.

11:50 A.M.



4.

1:05 A.M.




It's Showtime, Folks!

Match the clock next to each act with a time on the poster. Write the name of the act on the correct line.


MAGIC




CLOWNS



JUGGLING



ACROBATS

A vertical poster for 'BUG CIRCUS' with a scalloped top and bottom. The title 'BUG CIRCUS' is written in large, bold, stylized letters. Below the title are four lines for matching times: A. 1:10, B. 1:20, C. 1:25, and D. 1:35. At the bottom of the poster, there are silhouettes of a crowd and a circus cart.

BUG CIRCUS

A. 1:10 _____


B. 1:20 _____

C. 1:25 _____


D. 1:35 _____

What a Wonderful Time!


Read about Snow White and the Seven Dwarfs. Draw the minute hands on the clocks to show the beginning time of each activity. The first one has been done for you.




2. Snow White began cleaning and cooking at 5 minutes after 9 o'clock.




3. The Seven Dwarfs came home for dinner at 25 minutes after 5 o'clock.



1. This morning, the Seven Dwarfs went off to work at 10 minutes after 8 o'clock. 8:10




4. That evening, everyone began singing and dancing at 5 minutes to 8 o'clock. (7:55)




Write the Time


Write the time on the line below each clock.




10:00




9:30




9:15




3:15




3:00



2:30



9:00





9:45







Draw the Hands

Help Tiana draw the hands on each clock.



2:15
short hand long hand

7:25







4:30

10:00

12:05

8:50



1:45

9:35

6:15

8:45




What time is it?




Look at the time on each clock.
Circle the time that matches.




- A. 5:15 B. 9:25
- C. 9:15 D. 6:45




- A. 6:20 B. 8:30
- C. 8:00 D. 6:30




- A. 12:10 B. 2:30
- C. 2:00 D. 12:00



- A. 6:00 B. 3:45
- C. 3:40 D. 2:15



- A. 12:15 B. 6:30
- C. 6:00 D. 1:15




- A. 11:00 B. 3:45
- C. 1:55 D. 4:05

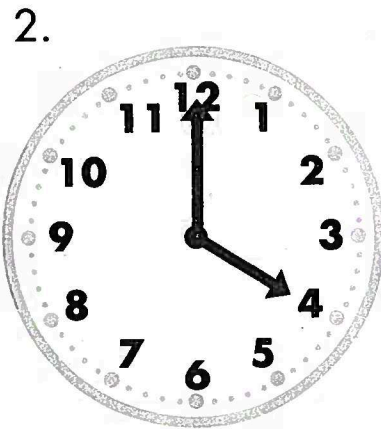


Review

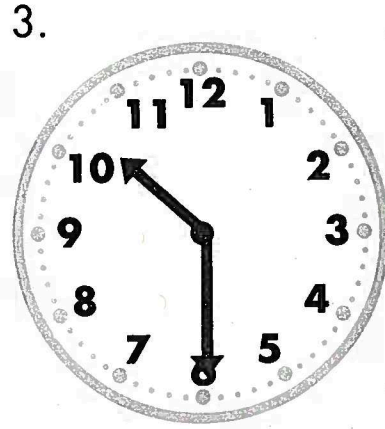
Look at the time on each clock.
Circle the time that matches.




- A. 5:15 B. 9:00
C. 7:30 D. 3:45



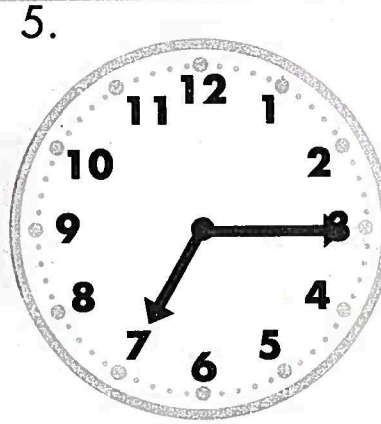
- A. 1:45 B. 12:00
C. 4:00 D. 2:30



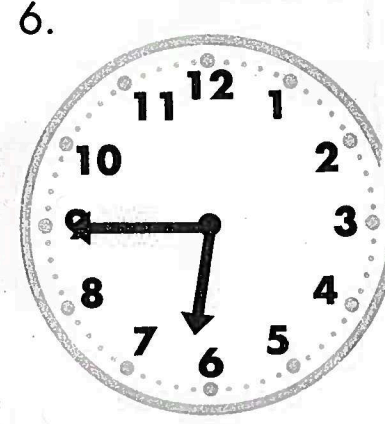
- A. 11:30 B. 6:4
C. 10:00 D. 10:



- A. 12:10 B. 2:00
C. 4:40 D. 7:15



- A. 12:05 B. 5:30
C. 3:35 D. 7:15




- A. 9:25 B. 6:45
C. 6:55 D. 3:15




Review


Write the time on the line below each clock.




:




:




:




:




:




:



:



:



:
